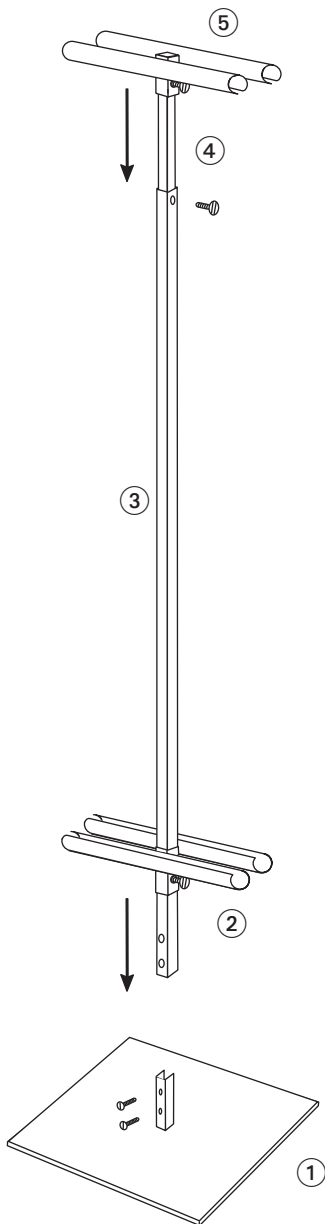




Performer Banner Stand Instruction Sheet



1


Place Base ① on Floor.

Slide vertical tube ④ into vertical tube ③ Tighten thumb screw to secure.

Slide Bottom Tray ② onto vertical tube ③ Tighten thumb screw to secure.


Slide vertical tube ③ onto base ① and tighten screws with screwdriver.

Set top platform ⑤ onto vertical tube ④ and snap into place



2

Slide metal tubes ⑥ into top and bottom pockets on banners.



3

slide banner into channel on top platform and adjust to height

Slide banner onto bottom platform

Adjust to pull banner taut.